



Argos

NEW  
LOOK

PEACOCKS

select:

wilko

W

THE  
WHEATsheaf  
SHOPPING CENTRE

The gateway to Rochdale's regeneration area  
ROCHDALE, GREATER MANCHESTER, OL16 1JZ



## LOCATION

The Wheatsheaf Shopping Centre is located in the heart of Rochdale Town Centre, to the north of Manchester, and is a popular retail destination for local shoppers. The Shopping Centre serves a large and loyal catchment.

The total population within the Rochdale primary catchment area is 194,000 (PROMIS). The Shopping Centre is the gateway to Rochdale's £250m regeneration area.

## DESCRIPTION

The 165,000 sq ft scheme is home to retailers including Wilko, Argos, New Look, Peacocks, Select, and Ryman.

A major new entrance with escalators from Baillie Street has recently been completed giving direct access to Rochdale's regeneration area including immediately adjacent, the proposed £70 million Rochdale Riverside Shopping and Leisure development, the Metrolink, bus interchange and Number One Riverside; a new Council offices and library complex. The centre has some 163 rooftop car parking spaces.

NEW  
LOOK

wilko

Argos

PEACOCKS

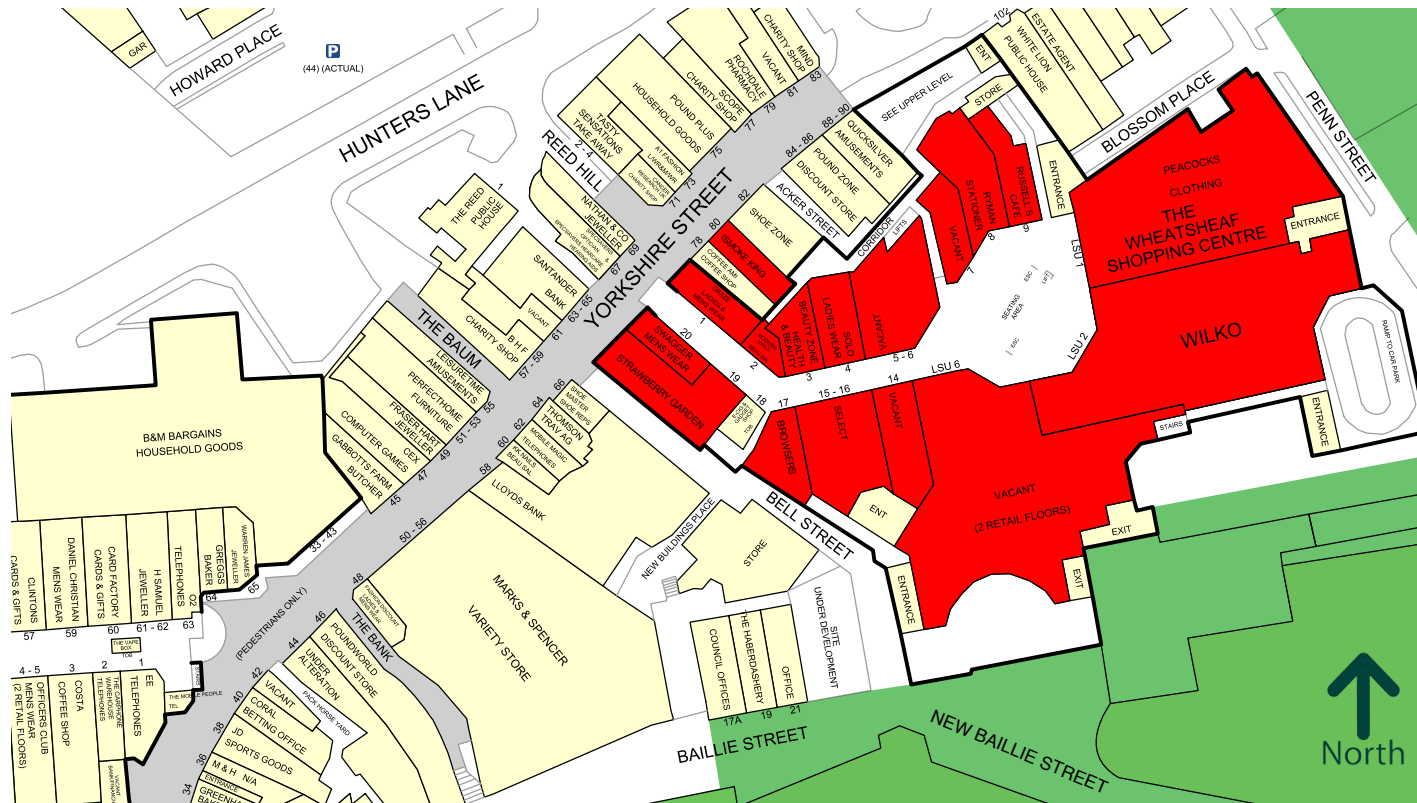
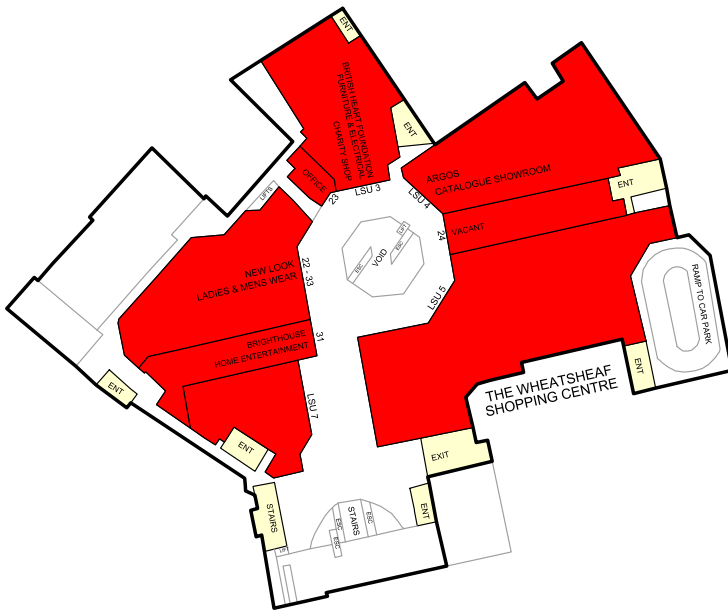
select®



# PLANS

FIRST FLOOR

GROUND FLOOR



© Crown Copyright, ES 100004106. For identification purposes only.

■ Rochdale Riverside Scheme



# KEY TENANTS

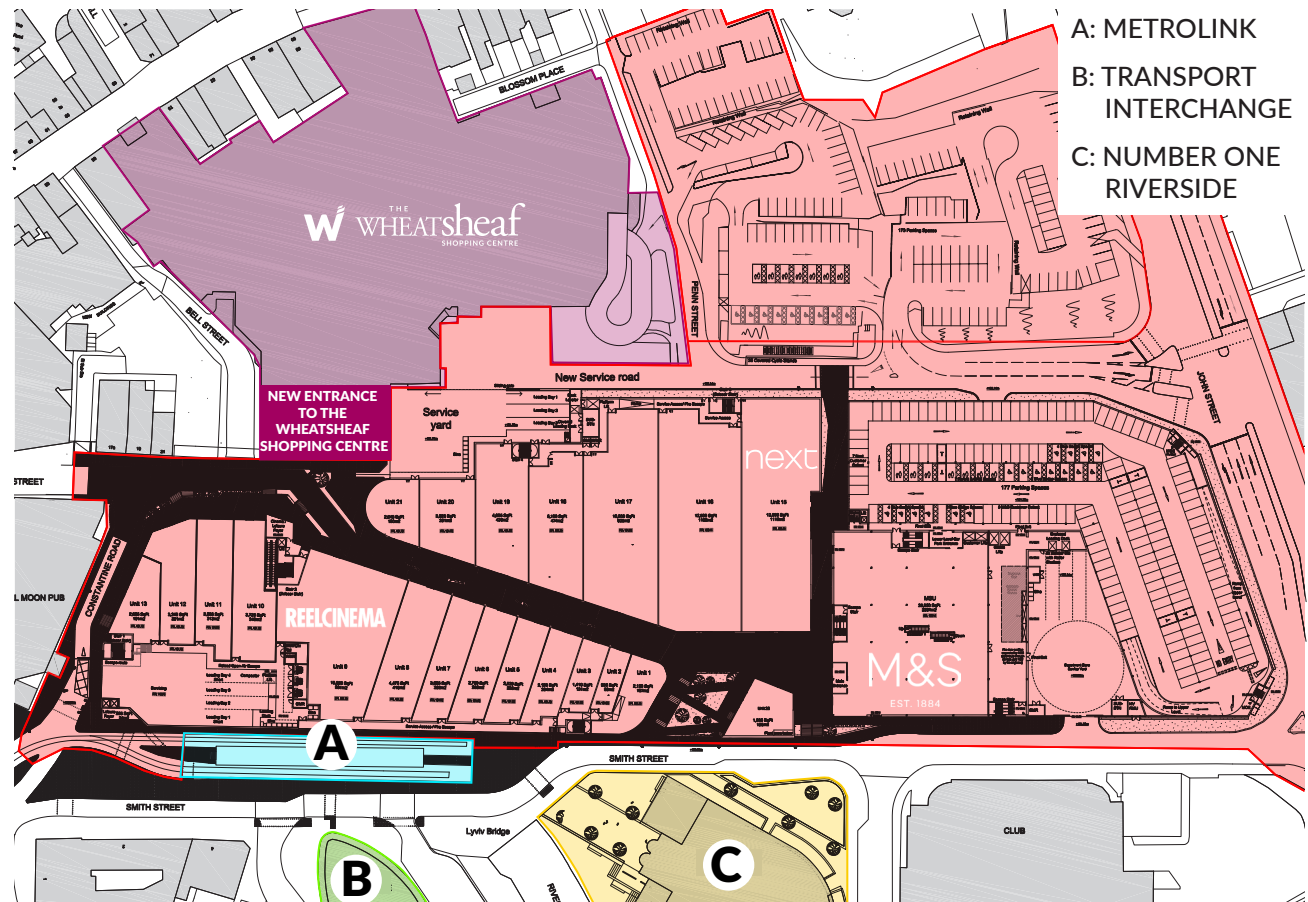




# THE GATEWAY TO ROCHDALE'S REGENERATION AREA

Rochdale Town Centre is undergoing a transformation. It is currently witnessing unprecedented levels of activity which will see capital investment exceeding £250 million and the completion of several ground-breaking projects, a number of which are already in place:

- Metrolink tram extension into the heart of the town centre and new bus station.
- New Rochdale 6th Form College. Over 9,000 students close to/in the town centre on a regular basis.
- New Library, Council Customer Service Centre and offices for 2,000 staff at One Riverside.
- The final piece of the town centre regeneration jigsaw comprises a major retail and leisure scheme immediately adjacent to The Wheatsheaf Shopping Centre. Planning consent was approved in April this year for the Rochdale Riverside Shopping development. The 200,000 sq ft scheme has secured pre-lets to M&S (50,000 sq ft), Next (22,000 sq ft) and REEL Cinema. Further pre-lets are to be announced shortly with practical completion due in 2019.
- This will complement The Wheatsheaf and see its pitch strengthened at the heart of the town centre.









For information on available units please contact the joint lettings agents:



**Hynes Illingworth**  
22 Lever Street  
Manchester  
M1 1EA

**Contact:** Andrew Hynes  
**Tel:** 0161 431 0660  
**Email:** andrew@hynesillingworth.com



**Richard Lucas Property Consultants Ltd**  
Centurion House  
129 Deansgate  
Manchester  
M3 3WR

**Contact:** Richard Lucas  
**Tel:** 0161 241 7998  
**Email:** richard@richardlucas.co.uk

Hynes Illingworth and Richard Lucas Property Consultants Limited ("the joint agents") for themselves and for the vendors or lessors of this property, whose agents they are, give notice that (1) the particulars are set out as a general outline only for the guidance of intending purchasers or lessees and do not constitute, nor constitute part of, an offer or contract (2) all descriptions, dimensions, references to condition and necessary permissions for use and occupation, and other details are given in good faith and are believed to be correct, but any intending purchasers or tenants should not rely on them as statement or representation of fact, but satisfy themselves by inspection or otherwise as to the correctness of them (3) no person in the employment of the joint agents has any authority to make or give any representation or warranty whatever in relation to this property (4) all rentals and prices are quoted exclusive of VAT. August 2017.



THE  
**WHEATsheaf**  
SHOPPING CENTRE